



Heavy duty forestry mulcher for tractors between 80 and 140 HP.

Suitable for the cleaning of brushwood, which favors the growth of trees, the reclamation of land, the maintenance and restoration of banks, the maintenance of areas under power lines, forestry roads, fire blocking lines, etc.

Rotor of forest conception with swinging hammers of trapezoidal shape or fixed tooth carbide. The gearbox is put off with regard to the rotor to reduce the angulation of the transmission.

It incorporates rotor POLSER+ of 550 mm of diameter.

Hooking: fixed and movable-

CHARACTERISTICS



Steel-plate chassis, thickness 10 mm.

Rotor POLSER + of 550 mm. of diameter.

Gearbox SERRAT.

4 SPCX side belt transmission.

Swinging hammers or fixed tooth carbide

Supports of bearing rotor in steel.

Oscillating bearings of double row of rollers.

Front safety chains.

PTO 1000 rpm.

Steel counter hammers.

Skid shoes adjustable.

Third hydraulic point.

Model built under EC Normative.

Safety indicators visible to personnel.





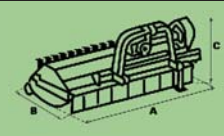







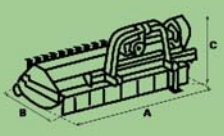

- Swinging hammers
- Hydraulic rear hood (option)
- Pushing frame (option)
- Third hydraulic point



Rotor Polser +

**FIXE
TOP**

MODEL											
	mm	KW-HP			A mm	A in	B mm	B in	C mm	C in	
T-1400	1400	60 - 82 96 - 130	12	980	1680	66"	1222	48"	1078	42"	1000
T-1600	1600	65 - 88 96 - 130	12	1090	1818	72"	1222	48"	1078	42"	1000
T-1800	1800	74 - 100 96 - 130	16	1190	2038	80"	1222	48"	1078	42"	1000
T-2000	2000	81 - 110 96 - 130	16	1267	2238	88"	1222	48"	1130	44"	1000
T-2300	2300	90 - 110 100 - 140	20	1448	2538	100"	1222	48"	1130	44"	1000

MODEL											
	mm	KW-HP			A mm	A in	B mm	B in	C mm	C in	
T-1400	1400	60 - 82 96 - 130	36	1040	1680	66"	1340	53"	1010	40"	1000
T-1600	1600	65 - 88 96 - 130	40	1160	1880	74"	1340	53"	1010	40"	1000
T-1800	1800	74 - 100 96 - 130	45	1253	2080	82"	1340	53"	1010	40"	1000
T-2000	2000	81 - 110 96 - 130	50	1325	2280	90"	1340	53"	1010	40"	1000
T-2300	2300	90 - 110 100 - 140	54	1510	2580	102"	1340	53"	1010	40"	1000

OPTIONS

- Freewheel on sleeve.
- Freewheel on transmission.
- Pushing frame.
- Hydraulic rear hood.
- Hydraulic offset.
- System FIXE TOP




Freewheel on sleeve



System FIXE TOP



Hydraulic offset



Ctra. Nacional N-240 km 149,3
 22310 Castejón del Puente (Huesca) - Spain
 Tfno. (+34) 974 417 830 - Fax. (+34) 974 410 059
 www.serrat.es - comercial@serrat.es

The information presented in this catalogue is provided to merely indicative title and is not binding.